

...be on the safe side



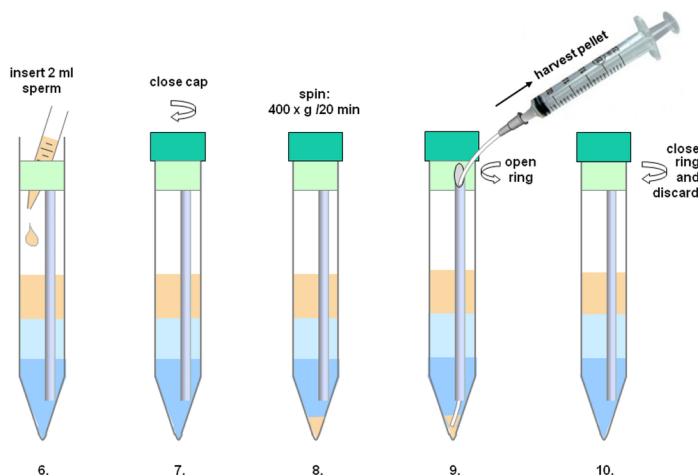
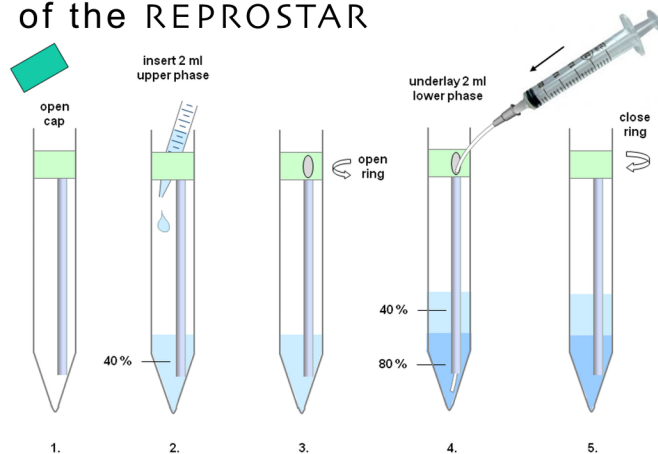
The

REPROSTAR®

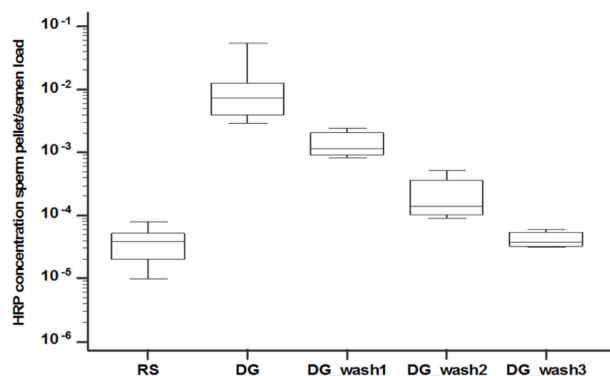
Secure Sperm Washing Tube

Application of the REPROSTAR

1. Open the cap of a new REPROSTAR.
2. Insert 2 ml „upper phase“ (e.g. 40%) gradient solution from top into the REPROSTAR.
3. Turn the collar to the right to open.
4. Adjust the aspiration pipette (from the kit) to a 2 ml syringe, aspirate 2 ml „lower phase“ (e.g. 80%) gradient solution and underlay 2 ml through the side entrance.
5. Turn the collar to the left to close.
6. Carefully overlay 2 ml of native sperm from the top.
7. Close the cap.
8. Spin for 20 min. at 400 x g.
9. Open the collar by a turn to the right, insert aspiration pipette through the opening and harvest pellet.
10. Close the collar by a turn to the left and discard.



REPROSTAR reduces pellet contamination and washing steps



LESS IS MORE....

- Less contamination
- Less wash steps
- Less time consumption
- Less cell damage
- Less risk for the patient

fiore^{LAB}